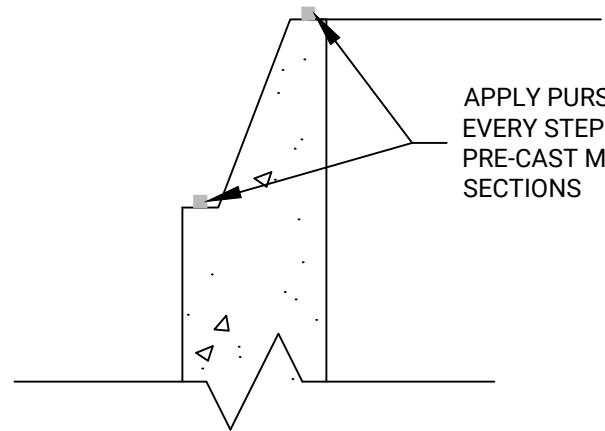
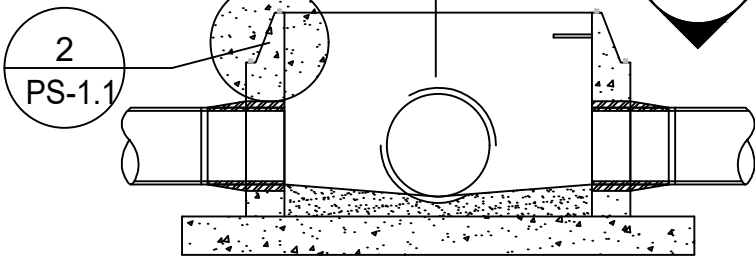


APPLY PURSWELL TO
EVERY STEP ON
PRE-CAST MANHOLE
SECTIONS

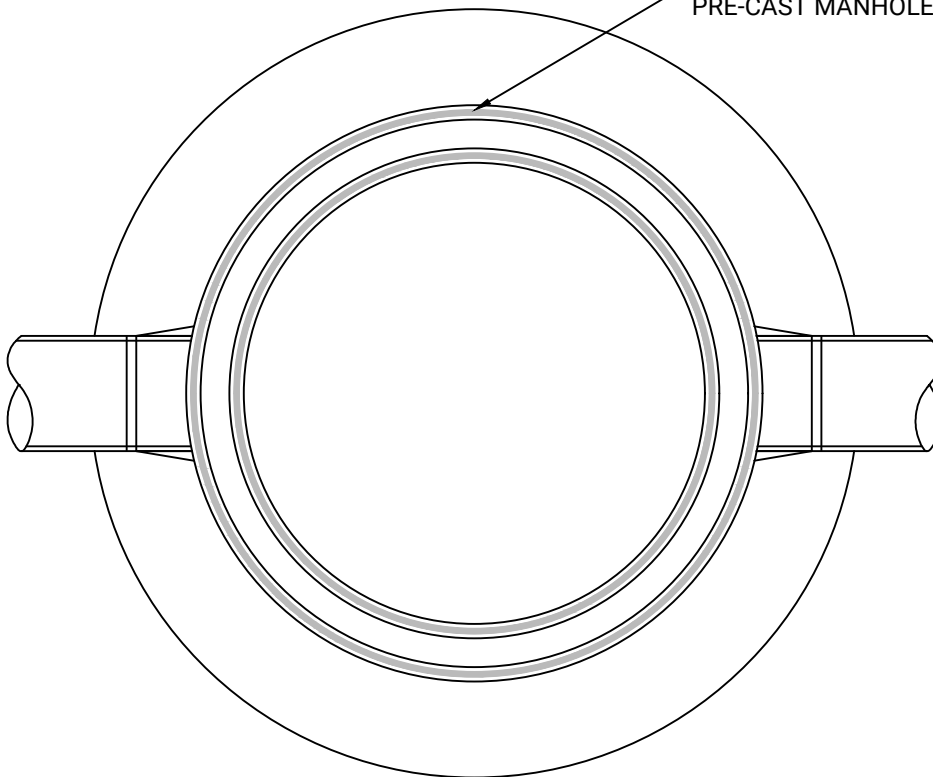


2 PRE-CAST MANHOLE RIM DETAIL
N.T.S.



1 SEWER CROSS-SECTION
N.T.S.

APPLY PURSWELL COMPLETELY AROUND STEPS
PRE-CAST MANHOLE SECTIONS



3 SECTIONAL VIEW OF PRE-CAST MANHOLE SECTION
N.T.S.

DATE 08/23/2024

DRAWN_BY D.J.I.

SCALE N.T.S.

PRODUCT_NUMBER
PURSWELL

TYPICAL PURSWELL APPLICATION ON MANHOLE SEGMENTS

DRAWING_TITLE

